



ASBK.COM.AU f t i y

Round 6 : Sydney Motorsports Park : September 8 - 10

APW MOTORCYCLES AUSTRALIAN SIDECAR CHAMPIONSHIP

Qualifying

Date: 09/09/17
 Event: Q05
 Weather: Sunny - 15.5C
 Track: Dry - Temp: 36.7C

Started at: 10:48:05
 Laps: 20 Min
 Starters: 15
 Printed at: 13:03


PROVISIONAL CLASSIFICATION


Pos	No	Gr	Name	Class	Machine	Fastest Lap	On Lap	Behind Prev	Behind Leader	Top Speed
1	1	A	Jero JOYCE / Corey BLACKMAN (WA) / Chamberlain Auto Electrics / Chain Reaction M-cycles / GPR Truck Serv.	F1	RHR Kawasaki 1000	1:42.378	3 of 6			226
2	82	A	Dave BOUGHEN / Lok O'KANE (QLD)	F1	Suzukik GSXR 1000	1:44.011	2 of 8	1.633	1.633	223
3	27	A	Howard FORD / Lee MENZIES (NSW) / B Beard Concreting / California Custom Prod. / Lindsay Donai M-cycles	F1	Suzuki GSXR 1000	1:44.226	2 of 4	.215	1.848	227
4	6	A	Des HARVEY / Gary CUSHNAHAN (WA) / SLW Transport / RBH Mechanical Serv. / Chain Reaction M-cycles	F1	LCR Suzuki 1000	1:45.650	3 of 4	1.424	3.272	222
5	54	A	Mick ALTON / Chrissie CLANCY (NSW) / J & C Contracting / DeWith Motorsport	F2	Suzuki LCR 600	1:46.391	4 of 10	.741	4.013	211
6	4	A	Bruce COLLINS / Peter DE ANGELIS (VIC) / Breeze Logistics Australia PL / Peter DeAngelis	F2	LCR 600	1:48.185	5 of 11	1.794	5.807	205
7	15	A	Jeff BROWN / Darren SHELDRIK (NSW) / APW M-cycles / Motul Oils / RK Chains / DJS Tree Services	F1	JBR Suzuki GSXR 988	1:48.414	4 of 5	.229	6.036	206
8	10	A	Murray STRONACH / Steve MARSHALL (WA) / Aceman Enterprises / City Panel Beaters Truck Reparis PL	F1	Suzuki GSXR 1000	1:48.591	5 of 9	.177	6.213	226
9	22	A	Matthew McKINNON / Brad GORRIE (NSW) / Matty's Spoke Wheels	F2	Suzuki Peterbuilt 600	1:49.385	2 of 4	.794	7.007	201
10	16	A	Darryl RAYNER / Wendy CAMPBELL (NSW)	F2	Shelbourne CBR 500	1:50.708	2 of 4	1.323	8.330	210
11	5	B	Richard GOODALE / Scott GOODALE (QLD)	F2	Shelbourne 600	1:50.853	6 of 10	.145	8.475	203
12	38	A	John CLANCY / Warren GRUBB (VIC) / Golden Age Homes	F2	Suzuki LCR 600	1:54.514	6 of 10	3.661	12.136	197
13	12	A	Doug CHIVAS / Scobie BREEN (NSW)	F2	Norton 588	1:55.722	7 of 7	1.208	13.344	187
14	18	A	Simon REYNOLDS / Kathryn WARNE (NSW) / Chromaluxe / Custom Wiring & Assembly / Cheveuxby Laura / RR Timers	F2	Yamaha YZFR 600	1:58.357	4 of 9	2.635	15.979	189
15	65	A	Darryl McLEOD / Paul MATTHEWS (WA) / Turn-A-Part Engineering	F2	Suzuki GSXR 600	2:02.500	7 of 7	4.143	20.122	192

Current best lap for SCR class - 1:38.613 by Adam TREASURE / Lionel CORNWELL (VIC) on a LCR Suzuki set on 18/11/06

*** ALL RIDERS QUALIFY ***

The results are provisional until the end of the time limit for protests and appeals.


 Chief Time Keeper - Scott Laing


 Clerk of Course - Tom Williams



Computime Race Timing Systems Pty Ltd © 1996
 Licensed to Computime Race Timing Systems

www.computime.com.au

COMPUTIME RACE TIMING SYSTEMS PTY LTD





ASBK.COM.AU f t i y

Round 6 : Sydney Motorsports Park : September 8 - 10

APW MOTORCYCLES AUSTRALIAN SIDECAR CHAMPIONSHIP

Qualifying

Date: 09/09/17
 Event: Q05
 Weather: Sunny - 15.5C
 Track: Dry - Temp: 36.7C


Started at: 10:48:05
 Laps: 20 Min
 Starters: 15
 Printed at: 13:03


PROVISIONAL LAP TIMES

No	Name	Lap 1	Lap 2	Lap 3	Lap 4	Lap 5	Lap 6	Lap 7	Lap 8	Lap 9	Lap 10
1	Jero JOYCE / Corey BLACKMAN (WA) 10	1:51.175	1:44.949	<u>1:42.378</u>	1:46.962	1:43.853	1:42.634				
4	Bruce COLLINS / Peter DE ANGELIS (VIC) 10	2:28.434	1:50.999	1:48.694	1:48.922	<u>1:48.185</u>	1:48.656	1:49.292	1:49.776	1:50.297	1:49.653
5	Richard GOODALE / Scott GOODALE (QLD) 10	2:39.532	1:56.903	1:54.153	1:51.839	1:52.557	<u>1:50.853</u>	1:51.345	1:51.985	1:52.298	1:52.160
6	Des HARVEY / Gary CUSHNAHAN (WA) 10	1:48.774	1:47.823	<u>1:45.650</u>	1:47.563						
10	Murray STRONACH / Steve MARSHALL (WA) 10	2:26.761	1:50.188	1:50.572	1:49.462	<u>1:48.591</u>	1:49.855	1:49.006	1:52.418	1:51.354	
12	Doug CHIVAS / Scobie BREEN (NSW) 10	2:00.786	1:58.776	1:57.157	1:58.073	1:58.140	1:57.097	<u>1:55.722</u>			
15	Jeff BROWN / Darren SHELDRICK (NSW) 10	1:52.307	1:49.889	1:48.612	<u>1:48.414</u>	1:49.335					
16	Darryl RAYNER / Wendy CAMPBELL (NSW) 10	1:51.955	<u>1:50.708</u>	1:52.006	1:51.010						
18	Simon REYNOLDS / Kathryn WARNE (NSW) 10	2:07.434	1:59.893	1:58.645	<u>1:58.357</u>	1:59.520	2:01.162	2:02.599	2:02.415	2:05.157	
22	Matthew McKINNON / Brad GORRIE (NSW) 10	1:50.279	<u>1:49.385</u>	1:49.702	1:50.212						
27	Howard FORD / Lee MENZIES (NSW)	1:45.904	<u>1:44.226</u>	1:44.859	1:44.992						
38	John CLANCY / Warren GRUBB (VIC)	1:55.777	1:55.218	1:54.821	1:55.221	1:56.062	<u>1:54.514</u>	1:55.322	1:55.331	1:56.171	1:54.686
54	Mick ALTON / Chrissie CLANCY (NSW) 10	1:47.706	1:47.708	1:47.908	<u>1:46.391</u>	1:47.052	1:49.223	1:48.477	2:17.796	2:37.016	1:47.319
65	Darryl McLEOD / Paul MATTHEWS (WA) 10	2:07.674	2:03.698	2:03.910	2:03.411	2:02.805	2:03.815	<u>2:02.500</u>			
82	Dave BOUGHEN / Lok O'KANE (QLD)	1:45.788	<u>1:44.011</u>	1:44.487	1:44.952	1:44.701	1:45.268	1:45.059	1:46.009		

*** ALL RIDERS QUALIFY ***

The results are provisional until the end of the time limit for protests and appeals.


 Chief Time Keeper - Scott Laing


 Clerk of Course - Tom Williams



Computime Race Timing Systems Pty Ltd © 1996
 Licensed to Computime Race Timing Systems

www.computime.com.au

COMPUTIME RACE TIMING SYSTEMS PTY LTD



ASBK.COM.AU f t i y

Round 6 : Sydney Motorsports Park : September 8 - 10

APW MOTORCYCLES AUSTRALIAN SIDECAR CHAMPIONSHIP

Qualifying

Date: 09/09/17
 Event: Q05
 Weather: Sunny - 15.5C
 Track: Dry - Temp: 36.7C

Started at: 10:48:05
 Laps: 20 Min
 Starters: 15
 Printed at: 13:03

PROVISIONAL SPLIT TIMES

Lap	Split 1	Split 2	Split 3	Lap Time	Spd	Lap	Split 1	Split 2	Split 3	Lap Time	Spd
1 Jero JOYCE / Corey BLACKMAN (WA) (1st)						5	32.799	43.987	30.777	1:47.563	212
1	1:16.612	49.114	32.751	2:38.477		10 Murray STRONACH / Steve MARSHALL (WA) (8th)					
2	34.748	47.403	29.024	1:51.175	180	1	1:05.127	50.711	30.923	2:26.761	
3	31.195	45.803	27.951	1:44.949	224	2	32.577	47.164	30.447	1:50.188	221
4	31.298	42.739	28.341	1:42.378	225	3	33.465	47.120	29.987	1:50.572	225
5	33.092	43.821	30.049	1:46.962	226	4	32.817	47.262	29.383	1:49.462	222
6	31.844	43.496	28.513	1:43.853	220	5	32.598	46.095	29.898	1:48.591	226
7	31.707	42.554	28.373	1:42.634	223	6	33.406	46.153	30.296	1:49.855	217
4 Bruce COLLINS / Peter DE ANGELIS (VIC) (6th)						7	33.247	46.136	29.623	1:49.006	221
1	1:09.029	48.294	31.111	2:28.434		8	34.967	47.436	30.015	1:52.418	210
2	34.288	46.396	30.315	1:50.999	200	9	33.911	47.314	30.129	1:51.354	223
3	33.564	45.088	30.042	1:48.694	205	12 Doug CHIVAS / Scobie BREEN (NSW) (13th)					
4	33.324	45.088	30.510	1:48.922	201	1	1:15.742	52.860	33.550	2:42.152	
5	33.362	44.570	30.253	1:48.185	200	2	37.227	50.417	33.142	2:00.786	181
6	33.173	44.830	30.653	1:48.656	201	3	36.158	49.960	32.658	1:58.776	184
7	33.669	45.635	29.988	1:49.292	200	4	35.998	48.816	32.343	1:57.157	187
8	34.296	45.224	30.256	1:49.776	204	5	35.868	48.731	33.474	1:58.073	180
9	33.970	45.850	30.477	1:50.297	199	6	36.240	48.981	32.919	1:58.140	178
10	34.049	45.465	30.139	1:49.653	201	7	36.012	48.311	32.774	1:57.097	182
11	33.696	44.909	30.125	1:48.730	205	8	35.376	48.324	32.022	1:55.722	178
5 Richard GOODALE / Scott GOODALE (QLD) (11th)						15 Jeff BROWN / Darren SHELDRIK (NSW) (7th)					
1	1:12.731	53.399	33.402	2:39.532		1	1:11.065	51.492	31.724	2:34.281	
2	36.610	48.036	32.257	1:56.903	189	2	34.509	47.224	30.574	1:52.307	200
3	34.980	47.019	32.154	1:54.153	203	3	33.735	46.188	29.966	1:49.889	204
4	34.726	46.308	30.805	1:51.839	200	4	33.106	45.626	29.880	1:48.612	202
5	35.187	46.305	31.065	1:52.557	200	5	33.119	45.517	29.778	1:48.414	205
6	34.221	45.945	30.687	1:50.853	199	6	33.322	46.143	29.870	1:49.335	206
7	34.225	46.122	30.998	1:51.345	199	16 Darryl RAYNER / Wendy CAMPBELL (NSW) (10th)					
8	34.675	46.403	30.907	1:51.985	198	1	55.529	50.944	32.551	2:19.024	
9	34.772	46.789	30.737	1:52.298	197	2	34.515	46.764	30.676	1:51.955	199
10	34.679	46.494	30.987	1:52.160	201	3	34.212	45.749	30.747	1:50.708	210
6 Des HARVEY / Gary CUSHNAHAN (WA) (4th)						4	34.443	46.161	31.402	1:52.006	205
1	59.851	50.667	31.376	2:21.894		5	34.092	45.745	31.173	1:51.010	203
2	33.654	45.327	29.793	1:48.774	215	18 Simon REYNOLDS / Kathryn WARNE (NSW) (14th)					
3	32.217	45.471	30.135	1:47.823	222						
4	32.195	44.100	29.355	1:45.650	212						

Scott Laing
 Chief Time Keeper - Scott Laing

Tom Williams
 Clerk of Course - Tom Williams



Computime Race Timing Systems Pty Ltd © 1996
 Licensed to Computime Race Timing Systems

www.computime.com.au

COMPUTIME RACE TIMING SYSTEMS PTY LTD



ASBK.COM.AU f t i y

Round 6 : Sydney Motorsports Park : September 8 - 10

APW MOTORCYCLES AUSTRALIAN SIDECAR CHAMPIONSHIP

Qualifying

Date: 09/09/17
 Event: Q05
 Weather: Sunny - 15.5C
 Track: Dry - Temp: 36.7C

Started at: 10:48:05
 Laps: 20 Min
 Starters: 15
 Printed at: 13:03

PROVISIONAL SPLIT TIMES

Lap	Split 1	Split 2	Split 3	Lap Time	Spd	Lap	Split 1	Split 2	Split 3	Lap Time	Spd
22 Matthew McKINNON / Brad GORRIE (NSW) (9th)						54 Mick ALTON / Chrissie CLANCY (NSW) (5th)					
1	59.050	55.526	35.245	2:29.821		1	38.190	47.570	30.900	1:56.660	
2	40.295	52.774	34.365	2:07.434	184	2	32.368	45.585	29.753	1:47.706	208
3	37.989	49.192	32.712	1:59.893	187	3	32.521	45.150	30.037	1:47.708	209
4	36.381	49.518	32.746	1:58.645	189	4	32.606	45.367	29.935	1:47.908	208
5	36.672	49.107	32.578	1:58.357	183	5	32.465	44.299	29.627	1:46.391	208
6	36.709	50.181	32.630	1:59.520	182	6	32.350	44.690	30.012	1:47.052	208
7	37.509	50.450	33.203	2:01.162	182	7	32.761	45.920	30.542	1:49.223	206
8	38.078	51.139	33.382	2:02.599	184	8	32.294	45.347	30.836	1:48.477	208
9	38.515	50.552	33.348	2:02.415	182	9	33.124	52.457	52.215	2:17.796 P	206
10	37.980	53.813	33.364	2:05.157	184	10	1:20.497	45.086	31.433	2:37.016	
27 Howard FORD / Lee MENZIES (NSW) (3rd)						65 Darryl McLEOD / Paul MATTHEWS (WA) (15th)					
1	58.107	48.589	32.728	2:19.424		1	59.561	55.409	35.113	2:30.083	
2	33.938	45.638	30.703	1:50.279	196	2	40.814	52.527	34.333	2:07.674	192
3	33.112	45.390	30.883	1:49.385	199	3	38.834	50.507	34.357	2:03.698	189
4	33.404	45.214	31.084	1:49.702	201	4	38.338	51.534	34.038	2:03.910	185
5	33.667	45.792	30.753	1:50.212	194	5	38.210	50.469	34.732	2:03.411	182
38 John CLANCY / Warren GRUBB (VIC) (12th)						82 Dave BOUGHEN / Lok O'KANE (QLD) (2nd)					
1	46.215	49.506	32.557	2:08.278		1	1:05.315	47.901	29.835	2:23.051	
2	35.838	47.608	32.331	1:55.777	190	2	33.275	44.102	28.411	1:45.788	210
3	35.694	47.662	31.862	1:55.218	196	3	31.572	44.003	28.436	1:44.011	223
4	35.231	47.303	32.287	1:54.821	191	4	32.249	43.459	28.779	1:44.487	216
5	35.579	47.426	32.216	1:55.221	194	5	32.580	43.886	28.486	1:44.952	219
6	35.863	47.763	32.436	1:56.062	197	6	31.850	43.785	29.066	1:44.701	219
7	35.158	47.374	31.982	1:54.514	196	7	32.183	44.266	28.819	1:45.268	217
8	35.577	47.556	32.189	1:55.322	193	8	31.781	44.221	29.057	1:45.059	213
9	35.174	47.651	32.506	1:55.331	193	9	31.777	44.597	29.635	1:46.009	221
10	35.532	48.160	32.479	1:56.171	191						
11	34.947	47.909	31.830	1:54.686	194						

*** ALL RIDERS QUALIFY ***

The results are provisional until the end of the time limit for protests and appeals.

Scott Laing
 Chief Time Keeper - Scott Laing

Tom Williams
 Clerk of Course - Tom Williams



Computime Race Timing Systems Pty Ltd © 1996
 Licensed to Computime Race Timing Systems

www.computime.com.au

COMPUTIME RACE TIMING SYSTEMS PTY LTD



ASBK.COM.AU f t i y

Round 6 : Sydney Motorsports Park : September 8 - 10

APW MOTORCYCLES AUSTRALIAN SIDECAR CHAMPIONSHIP

Qualifying

Date: 09/09/17
 Event: Q05
 Weather: Sunny - 15.5C
 Track: Dry - Temp: 36.7C

Started at: 10:48:05
 Laps: 20 Min
 Starters: 15
 Printed at: 13:03

PROVISIONAL FASTEST LAPS SEQUENCE

Race Time	No	Name	Machine	Fastest Lap	On Lap
2:46.280	4	Bruce COLLINS / Peter DE ANGELIS (VIC)	LCR 600	2:28.434	1
2:55.386	10	Murray STRONACH / Steve MARSHALL (WA)	Suzuki GSXR 1000	2:26.761	1
3:43.907	27	Howard FORD / Lee MENZIES (NSW)	Suzuki GSXR 1000	1:45.904	1
4:08.839	82	Dave BOUGHEN / Lok O'KANE (QLD)	Suzukik GSXR 1000	1:45.788	1
5:28.133	27	Howard FORD / Lee MENZIES (NSW)	Suzuki GSXR 1000	1:44.226	2
5:52.850	82	Dave BOUGHEN / Lok O'KANE (QLD)	Suzukik GSXR 1000	1:44.011	2
7:56.979	1	Jero JOYCE / Corey BLACKMAN (WA)	RHR Kawasaki 1000	1:42.378	3

*** ALL RIDERS QUALIFY ***

The results are provisional until the end of the time limit for protests and appeals.

Scott Laing
 Chief Time Keeper - Scott Laing

Tom Williams
 Clerk of Course - Tom Williams



Computime Race Timing Systems Pty Ltd © 1996
 Licensed to Computime Race Timing Systems

www.computime.com.au

COMPUTIME RACE TIMING SYSTEMS PTY LTD



ASBK.COM.AU f t i y

Round 6 : Sydney Motorsports Park : September 8 - 10

APW MOTORCYCLES AUSTRALIAN SIDECAR CHAMPIONSHIP

Qualifying

Date: 09/09/17
 Event: Q05
 Weather: Sunny - 15.5C
 Track: Dry - Temp: 36.7C

Started at: 10:48:05
 Laps: 20 Min
 Starters: 15
 Printed at: 13:03

PROVISIONAL BEST PARTIAL TIMES

Pos	Split 1		Split 2		Split 3		LAP		Ideal	Fastest
	Name	Time	Name	Time	Name	Time	Name	Time		
1	JOYCE / BLACKMA	31.195	JOYCE / BLACKMA	42.554	JOYCE / BLACKMA	27.951	JOYCE / BLA	1:41.700	1:42.378	
2	BOUGHEN / O'KAN	31.572	FORD / MENZIES	43.423	FORD / MENZIES	28.379	BOUGHEN / O	1:43.442	1:44.011	
3	ALTON / CLANCY	32.114	BOUGHEN / O'KAN	43.459	BOUGHEN / O'KAN	28.411	FORD / MENZI	1:44.126	1:44.226	
4	HARVEY / CUSHNA	32.195	HARVEY / CUSHNA	43.987	HARVEY / CUSHNA	29.355	HARVEY / CU	1:45.537	1:45.650	
5	FORD / MENZIES	32.324	ALTON / CLANCY	44.299	STRONACH / MARS	29.383	ALTON / CLA	1:46.040	1:46.391	
6	STRONACH / MARS	32.577	COLLINS / DE ANG	44.570	ALTON / CLANCY	29.627	COLLINS / DE	1:47.731	1:48.185	
7	BROWN / SHELDRI	33.106	McKINNON / GORRI	45.214	BROWN / SHELDRI	29.778	STRONACH /	1:48.055	1:48.591	
8	McKINNON / GORRI	33.112	BROWN / SHELDRI	45.517	COLLINS / DE ANG	29.988	BROWN / SHE	1:48.401	1:48.414	
9	COLLINS / DE ANG	33.173	RAYNER / CAMPBE	45.745	RAYNER / CAMPBE	30.676	McKINNON /	1:49.029	1:49.385	
10	RAYNER / CAMPBE	34.092	GOODALE / GOOD	45.945	GOODALE / GOOD	30.687	RAYNER / CA	1:50.513	1:50.708	
11	GOODALE / GOOD	34.221	STRONACH / MARS	46.095	McKINNON / GORRI	30.703	GOODALE / G	1:50.853	1:50.853	
12	CHIVAS / BREEN	34.803	CLANCY / GRUBB	47.303	CLANCY / GRUBB	31.830	CLANCY / GR	1:54.080	1:54.514	
13	CLANCY / GRUBB	34.947	CHIVAS / BREEN	47.981	CHIVAS / BREEN	32.022	CHIVAS / BRE	1:54.806	1:55.722	
14	REYNOLDS / WARN	36.381	REYNOLDS / WARN	49.107	REYNOLDS / WARN	32.578	REYNOLDS /	1:58.066	1:58.357	
15	McLEOD / MATTHE	38.003	McLEOD / MATTHE	50.469	McLEOD / MATTHE	33.834	McLEOD / MA	2:02.306	2:02.500	

*** ALL RIDERS QUALIFY ***

The results are provisional until the end of the time limit for protests and appeals.

Scott Laing
 Chief Time Keeper - Scott Laing

Tom Williams
 Clerk of Course - Tom Williams



Computime Race Timing Systems Pty Ltd © 1996
 Licensed to Computime Race Timing Systems

www.computime.com.au

COMPUTIME RACE TIMING SYSTEMS PTY LTD



ASBK.COM.AU f t i y

Round 6 : Sydney Motorsports Park : September 8 - 10

APW MOTORCYCLES AUSTRALIAN SIDECAR CHAMPIONSHIP

EVENTS 4, 10, & 16

Date: 09/09/17
 Event: Q05
 Weather: Sunny - 15.5C
 Track: Dry - Temp: 36.7C

Started at: 10:48:05
 Laps: 20 Min
 Starters: 15
 Printed at: 13:03

PROVISIONAL GRID SHEET



	2		1	
82	BOUGHEN / O'K 1:44.011		1	JOYCE / BLACKM 1:42.378
				1
6	HARVEY / CUSHN 1:45.650	3		27
				FORD / MENZIE 1:44.226
				2
	6		5	
4	COLLINS / DE AN 1:48.185		54	ALTON / CLANC 1:46.391
				3
	8		7	
10	STRONACH / MA 1:48.591		15	BROWN / SHELD 1:48.414
				4
	10		9	
16	RAYNER / CAMP 1:50.708		22	McKINNON / GO 1:49.385
				5
	12		11	
38	CLANCY / GRUB 1:54.514		5	GOODALE / GOOD 1:50.853
				6
	14		13	
18	REYNOLDS / WA 1:58.357		12	CHIVAS / BREEN 1:55.722
				7
			15	
			65	McLEOD / MATT 2:02.500
				8

*** ALL RIDERS QUALIFY ***

The results are provisional until the end of the time limit for protests and appeals.

Scott Laing
 Chief Time Keeper - Scott Laing

Tom Williams
 Clerk of Course - Tom Williams



Computime Race Timing Systems Pty Ltd © 1996
 Licensed to Computime Race Timing Systems

www.computime.com.au

COMPUTIME RACE TIMING SYSTEMS PTY LTD

